

CABLE CARRIERS CONDUFLEX

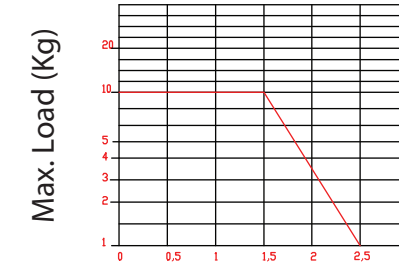
Inner Height (A) 22 – 25 – 35 – 38 – 40 – 52 – 60 – 72 mm

Fully enclosed steel series. Should be used with supporting tray.

ÜRÜN KODU	AXB	CXD	R (RADIUS)	DESTEKSİZ ÇALIŞMA MESAFESİ (MT)	TOPLAM AĞIRLIK MT/KG
CSC 25	25X45	39X62	60	1,5	3
CSC 38	38X73	53X91	100	2,0	4
CSC 45	45X90	61X108	120	2,3	5
CSC 52	52X102	70X122	140	2,5	8
CSC 60	60X120	81X144	160	2,7	10
CSC 62	60X150	81X184	165	2,9	14
CSC 72	72X162	93X186	185	3,0	20



IMPORTANT POINTS

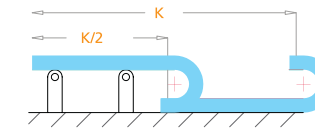


CSC 040

Self-supporting Capacity Diagram

Self-supporting capacity of the cable carrier according to weight of the cables and hoses

$$\frac{K}{2}$$



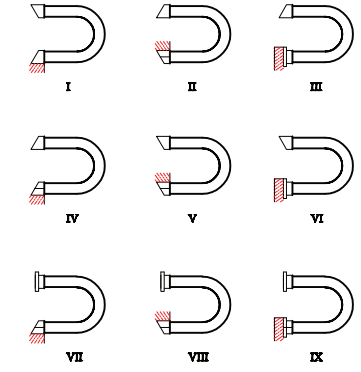
How to use the supporting rollers

$$\frac{K}{2}$$

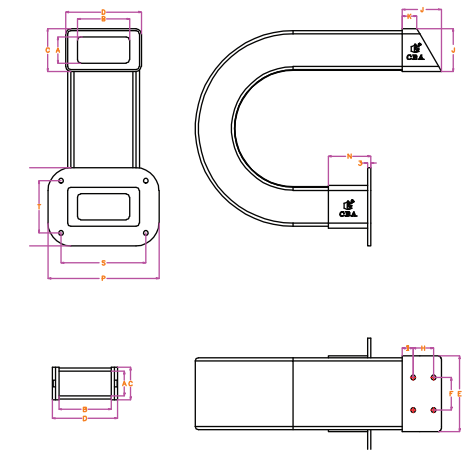
Should be used when the conditions of K/2 self supporting conditions are exceeded.

How to choose end bracket

End brackets are the parts to be used to fix the cable carrier to the machine or equipment



Should be attached to the both ends of the cable carrier



Please refer to the next page for the dimensions